

Matatalab Certified Educator (MCE)

Matatalab Edu is a professional STEAM education platform. In this platform, educators could join our professional development program to learn how to adapt Matatalab to their working environment. Educators can study how to create activities and share them with others.

Matatalab Certified Educator(MCE) is a honorary title authorized by Matatalab Edu. All the MCE will be placed in Matatalab Edu talent pool. Matatalab Edu hopes to have further cooperation with the MCE.



How to become Matatalab Certified Educator(MCE)?

Two ways for educators to become Matatalab Certified Educator.

- 1 The educator passes the self-guided courses and get the Matatalab Course Certificate first, and then provides 3 activity teaching plans based on Matatalab coding robots.
- 2 The educator joins Matatalab Edu’s pilot program. During this program, he/she shall implement Matatalab physical programming lessons in the classroom, and then provide one case study and one activity teaching plan.

The First Way for educators to become Matatalab Certified Educator(MCE)


To help educators get to know Matatalab better, we provide three self-guided courses: Matatalab Edu Lite Course, Matatalab Edu Coding/Pro Set Course and Matatalab Edu Coding Advanced Course. Once registered on Matatalab Edu account, three courses will be available free. A corresponding certificate will be awarded at the end of each course.




Once the educator completes one of the three courses and gets one Course Certificate, they will move to the second level: create their own activity teaching plans. Once the educator provides 3 qualified activities in one year, Matatalab will award the title of Matatalab Certified Educator to him/her.




The educator who completes the Lite course shall provide 3 activities based on Matatalab Lite.



The educator who completes the Coding/Pro Set Course shall provide 6 activities based on Matatalab Coding/Pro Set.



The educator who completes the Coding Advanced Course shall provide 6 activities based either on Animation Add-on or Sensor Add-on.



For more information on how to create a Matatalab activity teaching plan, please check the link [↗](#)

The Second Way for Educators to become Matatalab Certified Educator(MCE)

Matatalab and its local partners will provide educational solutions and train participants throughout the project life, while, in parallel, dissemination activities, local training opportunities, workshops and webinars will be organized for a wider audience.

The countries involved currently are: Belgium, Italy, France, Denmark, Norway, Portugal, Turkey, Czech Republic, Israel, Finland, Malaysia etc.

Once the educators have chance to join the pilot program, our local partner will instruct them how to become MCE. Generally, the educators shall implement Matatalab physical programming lessons in their classroom, and then provide one case study and one activity teaching plan.

Follow us on social media: #matatalabPilotProgram

The Matatalab Certified Educator(MCE) Will Benefit in Several Ways:

- 1 Award of the MCE Certificate and T-shirt worth 30 USD.
- 2 Matatalab will select excellent created activities by the MCE, and assemble them into books. The MCE as the contributor, his/her name will appear in the published book.
- 3 When Matatalab launches its latest products, such as new maps and activity packages, the MCE can apply for and stand the chance to get them for free.
- 4 Matatalab participates in educational exhibitions all around the world every year. Such as the ISTE (the U.S.), BETT (the U.K.), FETC (the U.S.), MIEF(Russia), STEM EXPO (Japan), etc. On these occasions, Matatalab invites the MCE to either host a workshop or a presentation.
- 5 Matatalab will select outstanding MCE in each country and region as our guests or partners to take part in the Virtual Training or On-Side Workshop.